




TECHNICKÝ SKÚŠOBNÝ ÚSTAV PIEŠŤANY, š.p.
Krajinská cesta 2929/9
921 01 Piešťany, Slovak Republic
Authorized Body SK03



SK CERTIFICATE

of constancy of performance of the essential characteristics of the construction product

SK03 - ZSV - 0625

In compliance with Act No. 133/2013 Coll. of Laws on construction products and on amendments to certain laws as amended by Act No. 91/2016 Coll. of Laws, this certificate applies to the construction product

Fittings for water pipes

The certificate also applies to products that have an alphabet letter (eg X, XX) behind the base line for different variations

(specification is stated in the annex)

placed on the market under the name of

SLOVARM, a.s., Dolná 1259/2, 907 01 Myjava, Slovak Republic

and produced in the manufacturing plant

SLOVARM, a.s., Dolná 1259/2, 907 01 Myjava, Slovak Republic

This certificate attests that all provisions concerning the assessment and verification of constancy by manufacturer declared performance of the essential characteristics of the construction product (hereinafter "assessment of performance") and the performances described in Slovak technical assessment

SK TP - 19/0036 – 01 - 06/05/2019


under system of assessment of performance I+ for the performance set out in this certificate are applied and that the factory production control conducted by the manufacturer is assessed to ensure the

constancy of performance of the construction product.

This certificate was first issued on 31.05.2019 and will remain valid until remains in force the SK technical assessment and the construction product, the assessment and verification of constancy of performance methods nor the manufacturing conditions in the plant are modified significantly and unless suspended or withdrawn by the authorized product certification body.

Piešťany 31.05.2019





Ing. Dušan HANKO
on behalf of authorized body

Annex to the certificate of constancy of performance SK03 – ZSV – 0625

Page 1/2

Specification of variants:

Model	Name	Dimension
KE 230	Ball valve	from DN 10 to DN 25
KE 231	Ball valve	from DN 10 to DN 100
KE 240	Ball valve	from DN 10 to DN 32
KE 241	Ball valve	from DN 10 to DN 50
KE 250	Ball valve	from DN 10 to DN 25
KE 251	Ball valve	from DN 10 to DN 50
KE 261	Ball valve	from DN 15 to DN 50
K-246	Ball valve	from DN 25 to DN 32
K-248	Ball valve	from DN 25 to DN 32
TE-66	Ball valve, corner	from DN 10 to DN 20
TE 225	Ball valve,	from DN 15
KE-280	Ball valve	from DN 15 to DN 32
KE-280/R	Ball valve	from DN 15 to DN 32
KE-281	Ball valve	from DN 15 to DN 32
KE-281/R	Ball valve	from DN 15 to DN 32
TE-67	Corner valve	from DN 10 to DN 15
TE-69	Corner valve, combined	DN 15× DN 10
K-83	Shut-off valves, straight	from DN 10 to DN 50
K 125	Shut-off valve, straight with drainage	from DN 15 to DN 50
K-130	Valves to mason	DN 15 to DN 20
K-181	Main valve, straight	from DN 20 to DN 40
K-1039	Reverse valve	from DN 15 to DN 50
K-3020	Reverse flap	from DN 15 to DN 40
K-508	Inclined filter	from DN 15 to DN 80
K-5083	Inclined valve	from DN 15 to DN 40
K-5085	Inclined valve with drainage	from DN 15 to DN 40
K-5087	Inclined valve with reverse flap	from DN 15 to DN 25
K-5088	Inclined valve with reverse flap and with drainage	from DN 15 to DN 25
K-5089	Inclined valve with reverse flap With drainage and manometer	DN 25
K-11, K-12	Sliders	from DN 25 to DN 32
K-270	Drain valve	DN 8
KE-270	Drain valve	DN 8
K-1039 F	Filter for suction basket	from DN 15 to DN 50
K-247, K-249	Wall mount	DN 15/20
K-263,	Extension	from DN 15×10 to DN 100, DN 20×10 to DN 40
KE-263 Cr	Extension	from DN 15×10 to DN 100, DN 20×10 to DN 40
K-279	Threaded coupling	DN 25



Annex to the certificate of constancy of performance SK03 – ZSV – 0625

Page 2/2

V-4300	Threaded joint, straight	from DN 10 to DN 50
VE-4300	Threaded joint, straight	from DN 10 to DN 50
V-4301	Threaded joint, corner	from DN 10 to DN 50
VE-4301	Threaded joint, corner	from DN 10 to DN 50
V-4302	Threaded coupling	from DN 10 to DN 32
VE-4302	Threaded coupling	from DN 10 to DN 25
K-501	Socket	from DN 10 to DN 50
KE-501 Cr	Socket	from DN 10 to DN 50
K-502	Reduction	from DN 8/10 to DN 32/40
KE-502 Cr	Reduction	from DN 8/10 to DN 32/40
K-503	Nipple	from DN 10 to DN 50
KE-503 Cr	Nipple	from DN 10 to DN 50
K-504	Elbow	from DN 10 to DN 50
KE-504 Cr	Elbow	from DN 10 to DN 50
K-505	Elbow	from DN 10 to DN 50
KE-505 Cr	Elbow	from DN 10 to DN 50
K-506	T-piece	from DN 10 to DN 50
KE-506 Cr	T-piece	from DN 10 to DN 50
K-507	Plug	from DN 10 to DN 50
KE-507 Cr	Plug	from DN 10 to DN 50
KE-509 Cr	Y-coupling	DN 15
K-510	Plug	from DN 10 to DN 50
KE-510 Cr	Plug	from DN 10 to DN 50
K-287	Coupling	from DN 20 to DN 50
K-272	Plug	DN 8
TE-233/I, II	Extension	DN 15
TE-233 A/I	Extension	DN 15
T-213	connecting adjustage	L-80, 95, 115
TE-2594	Etage connector	DN 15
K-836	Union nut	from DN 10 to DN 32
	Union nut	from G3/8" to G 2"
P-L-W	Wall mount	
K-130-01	Set for mason	DN 15

